



# Where is the Cat?



Activity sheets for beginning readers for fun reading practice with a focus on sight words.



*Creative Learning Designs, 2009  
Anita S. Rodgers, M.Ed.*

# Where is the Cat?



- Write the word **is** on the lines.
- Draw a line to match the sentence to the picture.
- Draw one line under the word **in**.

The cat \_\_\_\_\_ in the grass.



The cat \_\_\_\_\_ in a box.



The cat \_\_\_\_\_ in a basket.



The cat \_\_\_\_\_ in the window.



The cat \_\_\_\_\_ in a hat.



# Who has the Cat?




Write the word **boy** or **girl** and the word **has** to finish the sentence.

The \_\_\_\_\_ the cat.



The \_\_\_\_\_ the cat.

The \_\_\_\_\_ the cat.



The \_\_\_\_\_ the cat.

# Find the Animals



Write the word **sat** on the lines.

The **rat** \_\_\_\_\_ on a rope.

\_\_\_\_\_

\_\_\_\_\_

\_\_\_\_\_




The **dog** \_\_\_\_\_ on a bench.

\_\_\_\_\_

\_\_\_\_\_

\_\_\_\_\_



The **cat** \_\_\_\_\_ on a wheel.

\_\_\_\_\_

\_\_\_\_\_

\_\_\_\_\_




---

**On the sentences above:**

Draw one line under the word the.

Draw two lines under the word on.

Draw a square around the word a.



# Color the Cats

Write the word cat on each line. Color the cats.



Color the

\_\_\_\_\_

-----

\_\_\_\_\_

green.



Color the

-----

\_\_\_\_\_

yellow.



Color the

\_\_\_\_\_

-----

\_\_\_\_\_

red



Color the

-----

\_\_\_\_\_

orange.


Color the

\_\_\_\_\_

-----

\_\_\_\_\_

blue



# Where is the Cat?



Circle the word **cat** in each sentence.

I saw a cat.

I saw a cat on a chair.

I saw a cat in a mailbox.

I saw a cat under a bench.

I saw a cat with a dog.

Write the word **a** on the lines below.

I saw

\_\_\_\_\_

-----

\_\_\_\_\_

cat



on

\_\_\_\_\_

-----

\_\_\_\_\_

chair



in

\_\_\_\_\_

-----

\_\_\_\_\_

mailbox



under

\_\_\_\_\_

-----

\_\_\_\_\_

bench



with

\_\_\_\_\_

-----

\_\_\_\_\_

dog



# Big or Little



Put a **X** in the box to tell if the animal is big or little.

**big or little?**

**big**

**little**



**dog**



**kitten**



**puppy**



**cat**

# I See a Cat!



I see a cat!

It is in the grass.



I see a cat!

It is by the water.



I see a cat!

It is with the mice.



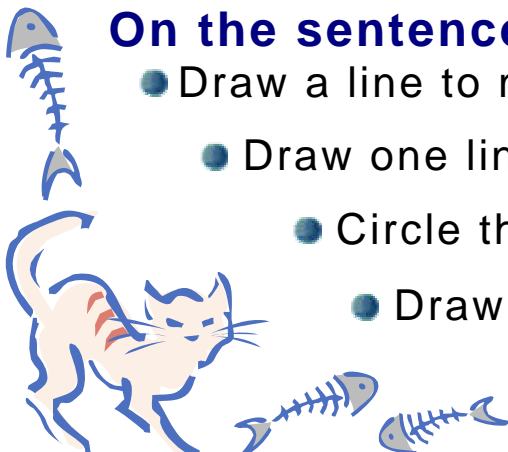
I see a cat!

It is on the porch.



## On the sentences above:

- Draw a line to match the picture to the sentence.
- Draw one line under the word the.
- Circle the word is.
- Draw a square around the word it.
- Draw two lines under the word a.



Where is the Cat?

# Where is the Cat?



Follow the steps 1-5 below to make **at** word connections.

1. Write the word **a**.

\_\_\_\_\_

-----

\_\_\_\_\_

a

2. Add the letter **t** to the end.

\_\_\_\_\_

-----

\_\_\_\_\_

at

3. Add the letter **b** to the front.

\_\_\_\_\_

-----

\_\_\_\_\_

bat

4. Change the letter **b** to **c**.

\_\_\_\_\_

-----

\_\_\_\_\_

cat

5. Change the letter **c** to **r**.

\_\_\_\_\_

-----

\_\_\_\_\_

rat

Draw a line to match the word to the animal.

bat



cat








rat





# Word Connections ~ at

See It	Read It & Say It	Write It
	bat	<hr/> <hr/> <hr/>
	cat	<hr/> <hr/> <hr/>
	hat	<hr/> <hr/> <hr/>
	mat	<hr/> <hr/> <hr/>
	rat	<hr/> <hr/> <hr/>

# One or Two?




Count the items and write **one** or **two** on the lines. Draw a square around the letter **S** to show there is more than one.



Here is \_\_\_\_\_  
----- rat with cheese.  
\_\_\_\_\_

There are \_\_\_\_\_  
----- cat paw prints.  
\_\_\_\_\_



Here is \_\_\_\_\_  
----- cat with green yarn.  
\_\_\_\_\_

There are \_\_\_\_\_  
----- flying bats.  
\_\_\_\_\_



Here is \_\_\_\_\_  
----- mat.  
\_\_\_\_\_

Here is \_\_\_\_\_  
----- bat with a hat.  
\_\_\_\_\_





These activity sheets for beginning readers are correlated to books and games located at Creative Learning Designs.

For more information on these and other lessons, visit

[www.creativelearningdesigns.com](http://www.creativelearningdesigns.com)

Anita S. Rodgers, M.Ed.

[rodgerscld@aol.com](mailto:rodgerscld@aol.com)